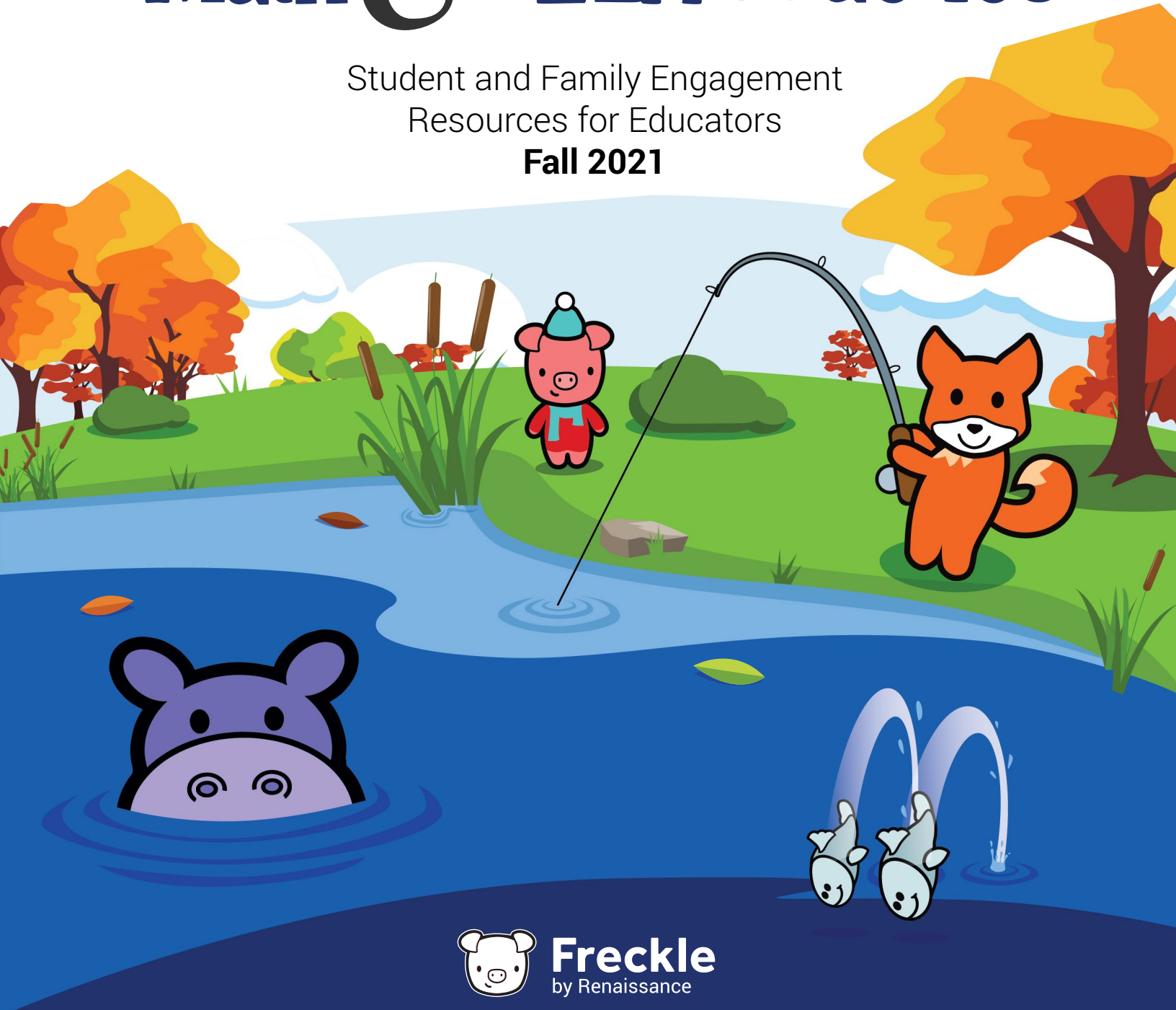


Meaningful

Math & ELA Practice

Student and Family Engagement
Resources for Educators
Fall 2021



Freckle
by Renaissance

Dear Educators,

Welcome to the new school year! We know you are excited to see your students again, and we are pleased to continue providing you with engagement resources that support your Freckle implementation.

If you are wondering about the “right time” to introduce Freckle to your classroom, we recommend as early as possible in the new school year. Freckle can help determine students’ instructional levels and signal where any learning gaps might be present—and provide practice for your students at the level they need to get a strong start to the year.

Freckle supports you and your students as part of instructional warm-ups, differentiated practice, formative assessments, homework, blended learning, rotating stations, intervention, project-based learning, enrichment, and during breaks.

This back-to-school kit was designed to help you engage students during supplemental instructional time throughout the school day and during out-of-school-time, too. It includes time-saving ideas, templates, and handouts to guide students in meaningful math and ELA practice and to encourage their families to help them get the most from Freckle. (Remember to send communication to families describing the program and providing login instructions if you intend for students to practice at home.)

Thank you for the work you do with your students all year long. We are honored to partner with you!

The Freckle by Renaissance Team

For questions or assistance at any time, please contact us: support@freckle.com.





Join Renaissance Royals, our exclusive community for Renaissance educators.

[Renaissance Royals](#) invites pre-K–12 educators who use Renaissance products to connect with other educators, learn and share knowledge/information, and have some fun along the way.

[Learn more](#) and join today!



I love reading others' thoughts, opinions, trials, and errors with using the products. It is also fun to collect points and get prizes that I can share with my students (especially the books).

Lauren T. – Texas



We salute exemplary educators!

[Renaissance National Honor Roll](#) recognizes educators for their outstanding implementation of Renaissance programs.

National Honor Roll is designed to help guide educators with bite-sized implementation strategies for Renaissance products that research has shown result in greater student growth.

Educators who earn National Honor Roll receive achievement kits that include a pennant/banner, customizable student and teacher certificates, recognition on our website, and more.

[Learn more](#) and get started today!



By participating in National Honor Roll, I feel more confident in using the reports and resources that Renaissance provides. I also love the motivation it gives me to monitor my students and the goals they are working towards because of this extra incentive it provides!

Megan G. – Louisiana

RENAISSANCE



Table of Contents

Getting Started Resources for Educators and Administrators

Engage Students in a Variety of Ways—and Settings	5
Freckle’s Differentiated Modes.....	6
Start-Up Steps & Practice Methods	7
DIY Student Challenge Ideas.....	9

Resources to Engage Students and Families

Letter to Families	10
Flyer Templates.....	11
Student Goal Sheet Templates	12
Student Practice Planner Templates.....	13
Calendar Templates.....	14
Student Certificate Templates	15
Web Badge Files.....	16
Yard Sign Templates.....	17

NOTE: Multiple versions of handouts and templates are available in this kit, including those with and without character graphics, so you can select the best match for your students and families.

[Download a quick list of these handouts and templates.](#)



Engage Students in a Variety of Ways— and Settings

Here are a few tips from other educators that may be helpful as you are planning the new school year, whether you will be teaching in person, virtually, or in a hybrid environment.

Warm-up / exit tickets (Hybrid)

Freckle has a built-in option to create warm-up problem sets or exit tickets. This is done through the targeted practice sequence, where you may select shorter assignments of 3 or 5 questions.

Workstations (In-person / In-classroom)

Students may be working on various domains per station or one station may be a dedicated Freckle station where students work on a domain of choice.

Breakout rooms (Virtual)

Use breakout rooms to replace workstations in a virtual environment.

Homework tool (Hybrid)

Freckle is a great paperless replacement for homework sheets. Assign students adaptive practice or targeted practice for homework replacements that grade themselves!

Small group lessons (In-person / In-classroom)

Freckle can address the varying needs of a classroom and is perfect for small-group exercises! Freckle inquiry-based lessons are a great assignment for the whole class or in small groups.

1:1 practice / intervention (Hybrid)

Teachers have often used Freckle for intervention. Since Freckle provides students the opportunity to work at their level, it prevents frustration, builds confidence, and facilitates growth.

Class practice competition (Hybrid)

Organize a classroom competition for a week. Reward the student who answers the most questions correctly or completes the most practice sessions with a Freckle certificate! (Certificate templates are available in this kit.)


Early finishers “may-do” (In-person / In-classroom)

When students are finished with class activities early, allow them to use their free time productively with Freckle. Fact practice is a great option if time is short.

Quizzes (In-person / In-classroom)

Benchmark assessments offer a paperless quiz or test replacement that grades itself!





Freckle's Differentiated Modes

Before jumping into this kit, it is important to introduce you to the various modes you may want to direct your students to focus on during the school day or while students are practicing at home.

Keep in mind that all Freckle practice sessions meet students at their level, unless a teacher makes a targeted assignment. Therefore, using Freckle as a supplemental resource can be as simple as a single step—providing students with their login information.

Math	ELA
Adaptive Practice	Library
Fact Practice	Word Study
Focus Skills*	Skills Practice

*Focus Skills is a powerful practice mode for students connected with [Star Assessments](#). This [article](#) explains the Focus Skills practice mode. If your students are eligible, Focus Skills is a great way to help close learning gaps.

Start-Up Steps & Practice Methods

It's easy to keep your students engaged in learning at home with Freckle! Here is a helpful guide to get your students ready to practice at home on computers or iPads.

Note: Step 1 is the only required step to get students practicing while at home.

1. Prepare login information for students and parents

Send your 6-digit class code to parents so they can help students log in to Freckle at home. To find Freckle login cards, please follow these steps:

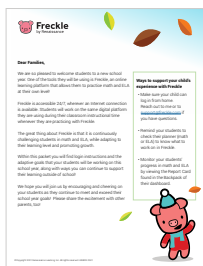
- Log in to your teacher dashboard
- Click **Roster**
- Identify your desired class and click the gear on the right
- Select **Print Login Cards**
- Click **Print** to either print or save the card(s) as a PDF

Note: If students have been using SSO for Freckle, they should continue to do so while using Freckle at home. If there are any issues, please direct parents to support@freckle.com.

2. Share the letter to families

If families want to learn more, direct them to our blog, [Freckle at home: A guide for families](#). Be sure to tell parents that you have already been using Freckle in class, so they will not need to set up new Freckle accounts.

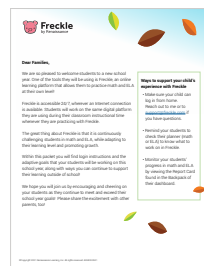
Version 1



Click [here](#) to download the letter (English)

Click [here](#) to download the letter (Spanish)

Version 2



Click [here](#) to download the letter (English)


Click [here](#) to download the letter (Spanish)



Start-Up Steps & Practice Methods (continued)

3. Select your Freckle practice method


Freckle is a flexible resource, providing educators with a variety of options to guide and support student learning in any environment. Here are three approaches for independent, at-home practice. Use the templates in this kit to support your communication with students and families, as well as to celebrate student accomplishments.



Freckle Lite (Math or ELA)

This method is the most time efficient for teachers. Just prepare and share informational materials with students and their families using the resources in this kit.


Click [here](#) to download the plan



Deeper Dive into Math

This method is for teachers who are planning to push growth and learning in math during supplemental resource time in school or at home. It is not prescriptive and can be mixed and matched with Freckle Lite.

Click [here](#) to download the plan



Deeper Dive into ELA

This method is for teachers planning to use Freckle with stronger fidelity to push students' growth and learning. It is not prescriptive and can be mixed and matched with Freckle Lite.

Click [here](#) to download the plan

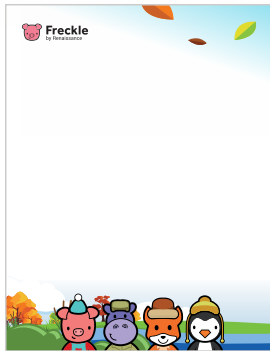


DIY Student Challenge Ideas

Challenge your students to practice their skills at home. Use the flyer template to announce your challenge. Students can use the calendar template to track their progress. Use the certificate templates to recognize and reward their achievements.

Here are a few ideas:

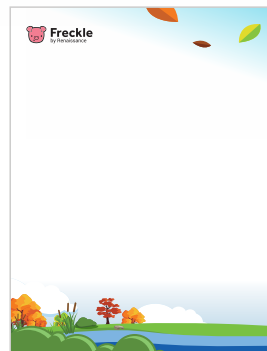
- A reward for every student who practices at least 20 minutes per week
- A prize for the student who grows the most levels
- A prize for the student who practices the most minutes



Flyer Template

Version 1

Click [here](#) to download the template



Version 2

Click [here](#) to download the template



Calendar Template

Version 1

Click [here](#) to download the template (English)

Click [here](#) to download the template (Spanish)



Version 2

Click [here](#) to download the template (English)

Click [here](#) to download the template (Spanish)



Student Certificate Template

Version 1

Click [here](#) to download the template (English)

Click [here](#) to download the template (Spanish)

Version 2



Version 2

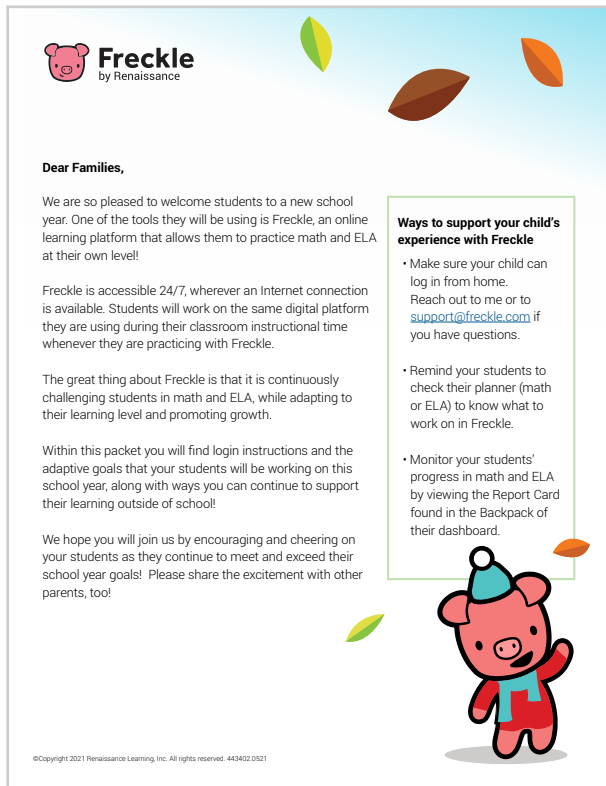
Click [here](#) to download the template (English)


Click [here](#) to download the template (Spanish)

Letter to Families

Use this letter as it is written, or customize it to reflect your message to families about the importance of supporting their students' engagement with Freckle.

Version 1



 **Freckle**
by Renaissance

Dear Families,

We are so pleased to welcome students to a new school year. One of the tools they will be using is Freckle, an online learning platform that allows them to practice math and ELA at their own level!

Freckle is accessible 24/7, wherever an Internet connection is available. Students will work on the same digital platform they are using during their classroom instructional time whenever they are practicing with Freckle.


The great thing about Freckle is that it is continuously challenging students in math and ELA, while adapting to their learning level and promoting growth.

Within this packet you will find login instructions and the adaptive goals that your students will be working on this school year, along with ways you can continue to support their learning outside of school!

We hope you will join us by encouraging and cheering on your students as they continue to meet and exceed their school year goals! Please share the excitement with other parents, too!

Ways to support your child's experience with Freckle

- Make sure your child can log in from home. Reach out to me or to support@freckle.com if you have questions.
- Remind your students to check their planner (math or ELA) to know what to work on in Freckle.
- Monitor your students' progress in math and ELA by viewing the Report Card found in the Backpack of their dashboard.

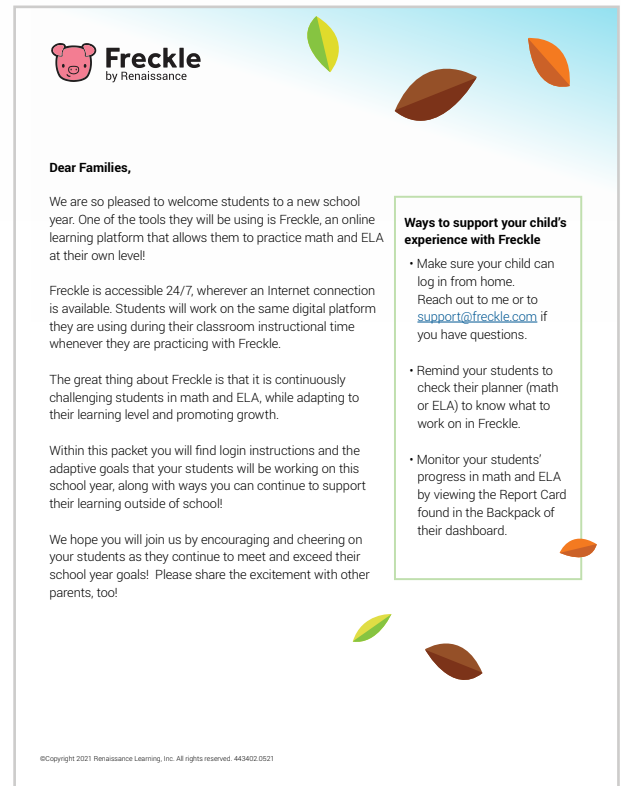



©Copyright 2021 Renaissance Learning, Inc. All rights reserved. 443402.0521

Click [here](#) to download the letter (English)

Click [here](#) to download the letter (Spanish)

Version 2



 **Freckle**
by Renaissance

Dear Families,

We are so pleased to welcome students to a new school year. One of the tools they will be using is Freckle, an online learning platform that allows them to practice math and ELA at their own level!

Freckle is accessible 24/7, wherever an Internet connection is available. Students will work on the same digital platform they are using during their classroom instructional time whenever they are practicing with Freckle.

The great thing about Freckle is that it is continuously challenging students in math and ELA, while adapting to their learning level and promoting growth.

Within this packet you will find login instructions and the adaptive goals that your students will be working on this school year, along with ways you can continue to support their learning outside of school!

We hope you will join us by encouraging and cheering on your students as they continue to meet and exceed their school year goals! Please share the excitement with other parents, too!

Ways to support your child's experience with Freckle

- Make sure your child can log in from home. Reach out to me or to support@freckle.com if you have questions.
- Remind your students to check their planner (math or ELA) to know what to work on in Freckle.
- Monitor your students' progress in math and ELA by viewing the Report Card found in the Backpack of their dashboard.

©Copyright 2021 Renaissance Learning, Inc. All rights reserved. 443402.0521

Click [here](#) to download the letter (English)

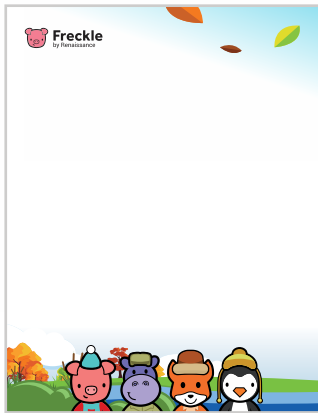
Click [here](#) to download the letter (Spanish)



Flyer Templates

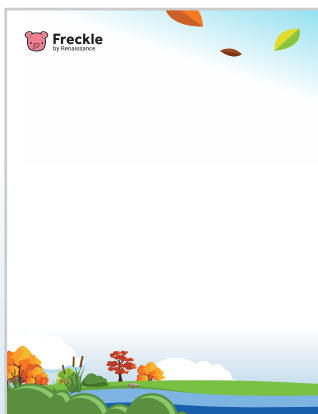
Use these flyers to communicate your message to students and families.

Version 1




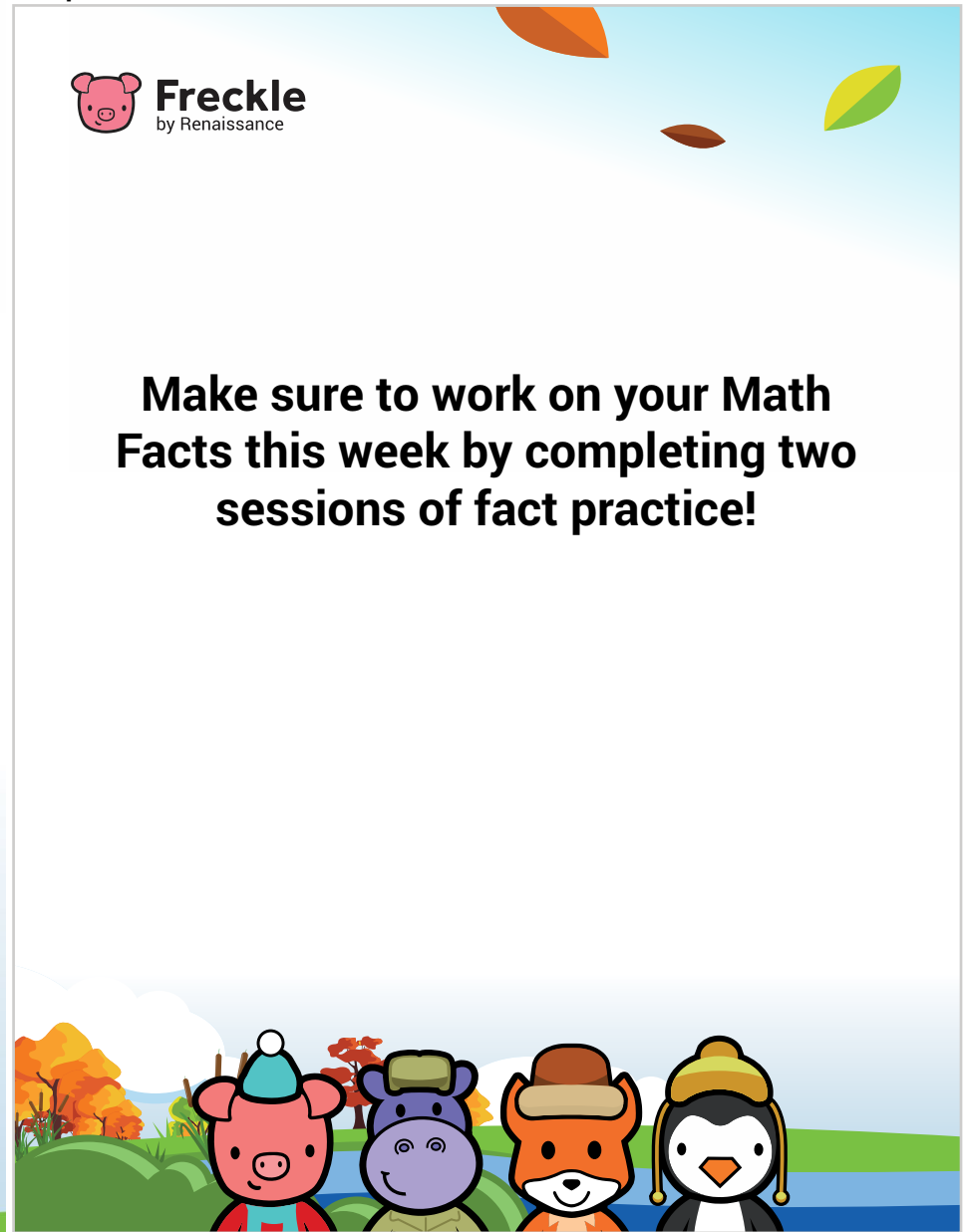
Click [here](#) to download the template

Version 2



Click [here](#) to download the template

Sample





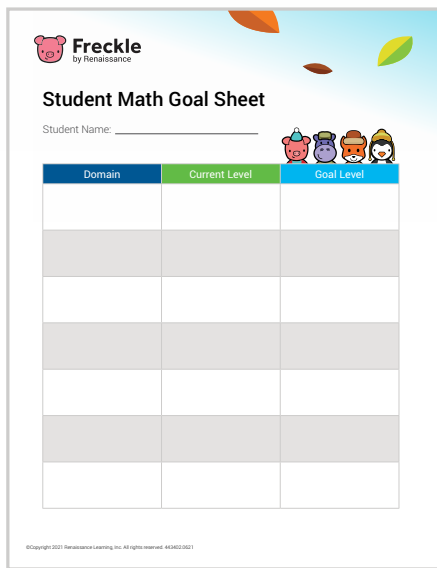
Student Goal Sheet Templates

Just fill in the table to provide students and their families with a goal to reach, which students can achieve by working on Freckle Adaptive Practice.

Note: To navigate to Adaptive Practice at home, students log in to Freckle using the same method they use while in school. For guidance, go to <https://help2.renaissance.com/freckle/207268788>.

Student Math Goal Sheet

Version 1



Freckle
by Renaissance

Student Math Goal Sheet

Student Name: _____

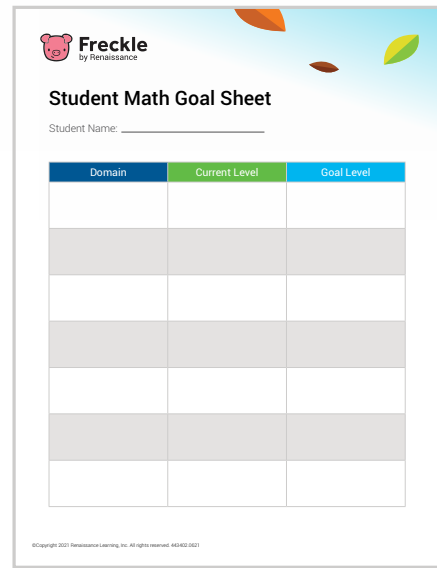
Domain	Current Level	Goal Level

©Copyright 2021 Renaissance Learning, Inc. All rights reserved. 443402.0621

Click [here](#) to download the template (English)

Click [here](#) to download the template (Spanish)

Version 2



Freckle
by Renaissance

Student Math Goal Sheet

Student Name: _____

Domain	Current Level	Goal Level

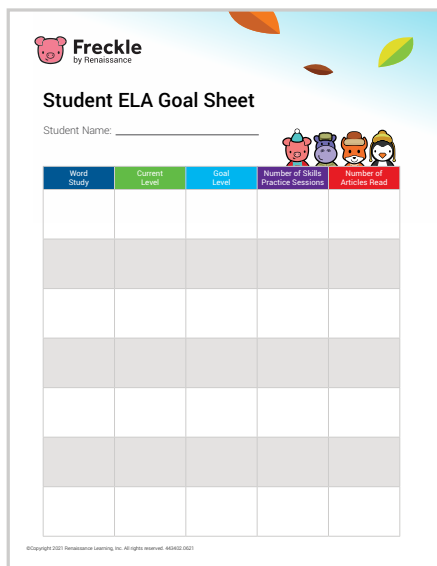
©Copyright 2021 Renaissance Learning, Inc. All rights reserved. 443402.0621

Click [here](#) to download the template (English)

Click [here](#) to download the template (Spanish)

Student ELA Goal Sheet

Version 1



Freckle
by Renaissance

Student ELA Goal Sheet

Student Name: _____

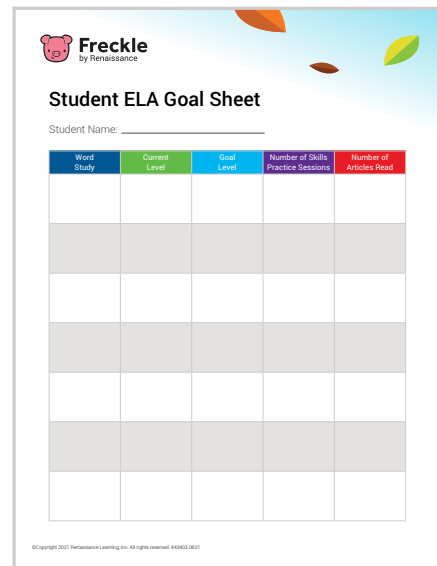
Word Study	Current Level	Goal Level	Number of Skills Practice Sessions	Number of Articles Read

©Copyright 2021 Renaissance Learning, Inc. All rights reserved. 443402.0621

Click [here](#) to download the template (English)

Click [here](#) to download the template (Spanish)

Version 2



Freckle
by Renaissance

Student ELA Goal Sheet

Student Name: _____

Word Study	Current Level	Goal Level	Number of Skills Practice Sessions	Number of Articles Read

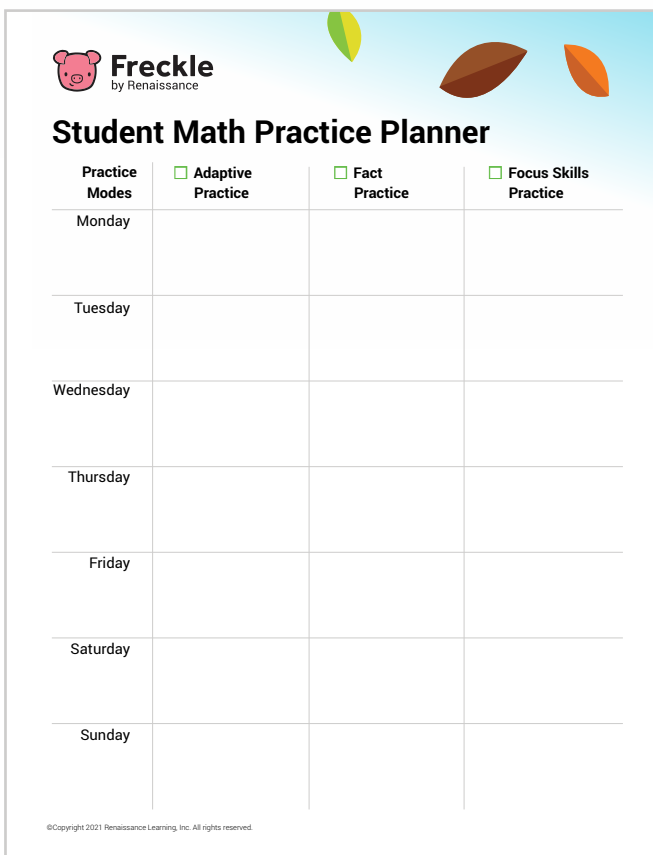
©Copyright 2021 Renaissance Learning, Inc. All rights reserved. 443402.0621

Click [here](#) to download the template (English)

Click [here](#) to download the template (Spanish)

Student Practice Planner Templates

Students can use these planners to track the work they do each week. Premium users are encouraged to create assignments within Freckle that work in conjunction with these planners.



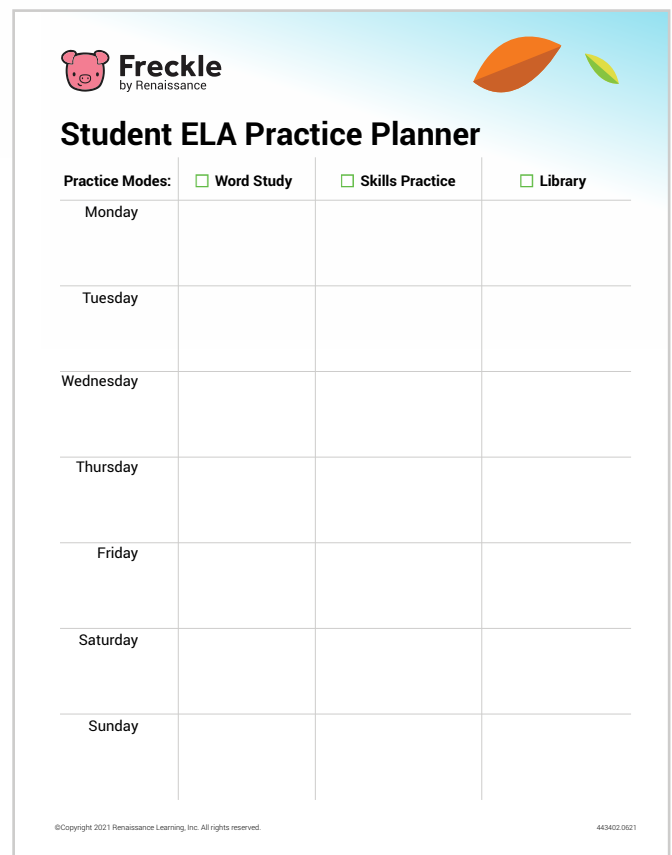
Student Math Practice Planner

Practice Modes	<input type="checkbox"/> Adaptive Practice	<input type="checkbox"/> Fact Practice	<input type="checkbox"/> Focus Skills Practice
Monday			
Tuesday			
Wednesday			
Thursday			
Friday			
Saturday			
Sunday			

©Copyright 2021 Renaissance Learning, Inc. All rights reserved.

Click [here](#) to download the template (English)

Click [here](#) to download the template (Spanish)



Student ELA Practice Planner

Practice Modes:	<input type="checkbox"/> Word Study	<input type="checkbox"/> Skills Practice	<input type="checkbox"/> Library
Monday			
Tuesday			
Wednesday			
Thursday			
Friday			
Saturday			
Sunday			

©Copyright 2021 Renaissance Learning, Inc. All rights reserved. 443402.0621

Click [here](#) to download the template (English)

Click [here](#) to download the template (Spanish)

Calendar Templates

Use these flexible calendars in your classroom and/or provide them to students and families as another fun resource to track their activity.



Version 1



Click [here](#) to download the template (English)

Version 2



Click [here](#) to download the template (English)



Click [here](#) to download the template (Spanish)




Click [here](#) to download the template (Spanish)



Student Certificate Templates

Create student certificates that acknowledge student accomplishments and align to your goals.

Sample



Version 1



Click [here](#) to download the template (English)

Version 2



Click [here](#) to download the template (Spanish)



Click [here](#) to download the template (English)



Click [here](#) to download the template (Spanish)



Web Badges

Add one or more of these themed badges to your website and social media to encourage student engagement.

Version 1



Click [here](#) to download jpeg

Version 2



Click [here](#) to download jpeg

Version 3



Click [here](#) to download jpeg

Version 4



Click [here](#) to download jpeg

Version 5



Click [here](#) to download jpeg

Version 6



Click [here](#) to download jpeg

Version 7



Click [here](#) to download jpeg



Yard Sign Templates

Offer families another fun way to celebrate their students' accomplishments with customized yard signs.

Printer instructions are in the individual yard sign files.

Sample



Version 1



Click [here](#) to download the template

Version 2



Click [here](#) to download the template

Version 3



Click [here](#) to download the template

Version 4



Click [here](#) to download the template

Version 5



Click [here](#) to download the template